



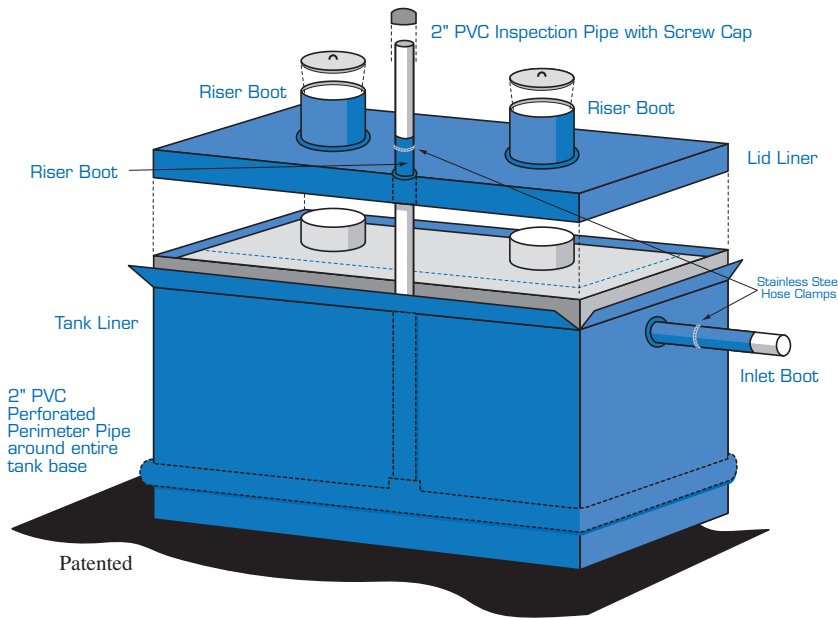
# Secondary Containment Liner System

with leak detection inspection pipe and optional alarm. (#METLBS30M)

MILLER ENVIRONMENTAL  
PRODUCTS, INC.

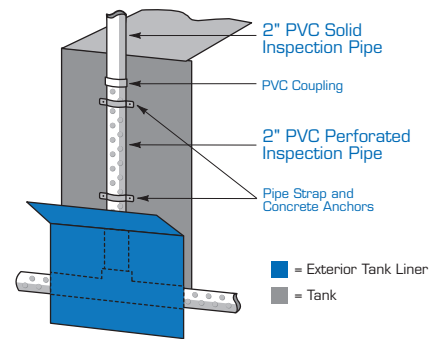
Miller Environmental, the nation's leader in Septic Tank Liners, has developed a solution for Beauty Shops and any other concrete tanks that needs double hull protection.

The Miller Environmental Exterior Liner System allows you to meet code for secondary containment with an inspection pipe placed between the tank and the liner to above grade for leak inspections quickly and easily at any time.



## Inspection Pipe Mounting Detail

(Showing how pipes are placed between liner and tank.)



## General Uses (meets regulations)

- Beauty shop holding tanks
- Septic Tanks
- Tight Tanks
- Cisterns
- Pump Tanks

*Highly recommended for these uses, especially in potential high ground water and/or sensitive areas.*

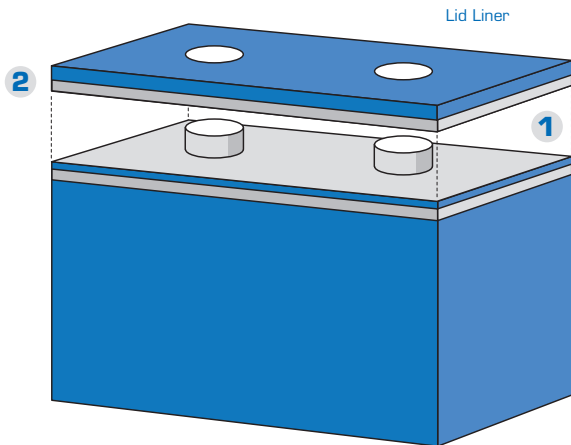
**40 mil Breakout Barrier (#MBE40M)** is placed underneath the tank on sand, before setting the tank in the ground to protect the liner.

■ = Exterior Tank Liner  
■ = Tank

It is recommended you also use the lid liner with manhole riser boot liner which completely encloses the tank for protection of any surface water and dirt getting between the tank and liner.

Miller Environmental Stick Tape is recommended for sealing the lid liner to the tank liner. The double sided tape is placed on both sides of the liner. A second run of one-sided tape is placed on the top outside perimeter of the tank liner for a complete seal. Then the liner is set in place and the inside bottom perimeter overlaps the exposed tape and is firmly pressed together. A 2" PVC pipe is placed along side the tank and inside the liner to above grade. We recommend using 2" perforated pipe from the bottom of tank up to 4" below top of tank. Then 2" solid pipe up to above grade with PVC cap or cleanout plug. The 2" perforated pipe is connected to vertical pipes and goes around the entire bottom of tank, to detect leakage from all 4 sides.

## Sealing Exterior Lid Liner (top) to Exterior Tank Liner (bottom)



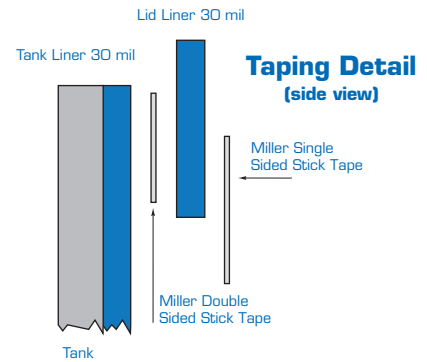
1. Miller Double Sided Stick Tape is first used between both liners.

2. Miller Single Sided Stick Tape is then used over seam.

Comes in 3" x 50' Rolls

Tank Liner

■ = Exterior Tank Liner  
■ = Tank



PVC pipe should be attached to the sides of the tank using straps and concrete anchors every 24" with a piece of stick tape placed over the straps to protect the liner.

The Miller Environmental Inspection Kit includes all the items to complete and install this package (such as inspection pipe, straps, anchors, alarm and manhole covers). You may also request our Inspection Kit with or without an alarm.

This complete package is available in any size for all types of pre-cast tanks. Fax or mail a drawing of tank dimensions showing where inlet boot and manhole riser boot will be located. Include exact measurements and diameters, as well as to the center of each boot from top of tank to bottom of tank and side to side.

Post Office Box 334 • 608 Spring Street  
East Bridgewater, MA 02333

**508.378.3800**

Fax 508.378.2411

jeffmiller@millerenvironmentalinc.com

Visit us online at

[www.millerenvironmentalinc.com](http://www.millerenvironmentalinc.com)

for more information, drawings  
and technical specs

**We have expanded! We now offer a fully stocked yard, specializing in septic and excavation supplies.**



Post Office Box 334  
608 Spring Street  
East Bridgewater, MA 02333

MILLER ENVIRONMENTAL  
PRODUCTS, INC.